

Year4
Chestnut Class



Medstead CE Primary School
Curriculum Evaluation Booklet
Autumn 2010

The Picasso Wall!



Mine was a high one so I had to stand on the PE bench—it was hard trying to paint at the same time!



We began the term by looking at the work of Pablo Picasso as part of a KS2 study of famous artists.

We were fascinated by the way he interpreted faces and had some lively discussions sharing our opinions!



There was much excitement when we were told we were going to create our own Picasso inspired portraits and paint them ON THE WALL!!

Painting on the wall was so much fun but it took us a long time!



Picasso moved all the parts of the face and painted them in different positions. We did the same on our paintings.

Picasso divided the paper up in to sections and used mostly primary colours to paint the faces. This helped us to make ours look like his!



We are very proud indeed of the finished wall. Parents, other children and visitors have all told us how fantastic our work looks!



We were surprised how **different everyone's paintings** are. We all looked at some of **Picasso's work and tried to use** his ideas when we painted our own.



The Butterfly Lion

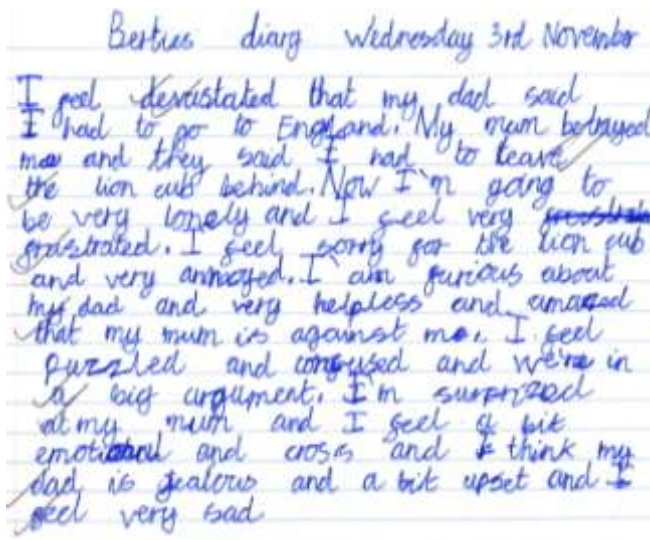
We read 'The Butterfly Lion' by Michael Morpurgo this term.

It is a story about a boy called Bertie who lives in Africa and adopts an orphaned lion cub. When his parents decide to send him to boarding school in England the lion cub is sold to the circus. Bertie promises to find the lion cub one day but it is a difficult promise to keep.



We have worked on using powerful descriptive words in our writing. We wanted to really create a vivid picture of the characters we were writing about and their feelings about the events that were unfolding.

We used this when we **wrote Bertie's diary**. We tried to imagine exactly how he would have felt when he heard he was leaving for boarding school and the lion was to be sold.



We also looked how characters relate to each other in stories. We thought about the friendship between Bertie and Millie; how similar they were, how their lives influenced their friendship and how they helped each other.

Dear diary yay yay yay today was the day I got a really nice friend and it's a boy. I am not sure why we meet friends so fast it's probably because we are kind of the same because I am the only child and so is my new friend Bertie and my mum as died and so has Bertie's mother.

I feel so grateful, proud and delighted but I am feeling a bit scared and worried. Because Mr Manny Mason finds out I bet if the police find I will be in trouble for many many years. This feeling has never come to me before it's AMAZING!! We have arranged to meet at Wood Hill every Sunday and the latest time to meet is 3:00. Can't wait for Sunday to come every week it's going to be my favourite day of the week I can't talk I am speechless.


I never thought I would ever ever get a friend like Bertie. He will probably get along very well. I am very like I think Bertie will be my only friend.

Dear Diary
Guess what?
I have a friend I actually found one I like. We are so good friends we have decided to meet at the big tree every Sunday. I was proud, excited and happy at the same time. I was overjoyed and it was like entering a story! We were exhilarated for the first time in my life! I hope I can make it to Wood Hill every Sunday. I'm amazed that I found a friend at last. I'm also impressed by how she's hiding this from Nollips though. WOW! At last I'm not so lonely anymore. I am glad that I made it back here without being noticed. It's very relieving. I'm thrilled that I have eventually got a friend. I'm a little bit scared about having to get out of school every Sunday though. I doubt we'll make it all the way through the year but I've got some hope. I'm a bit worried about the girl keeping this secret though.

We used the diary format again to write about their feelings



Maths



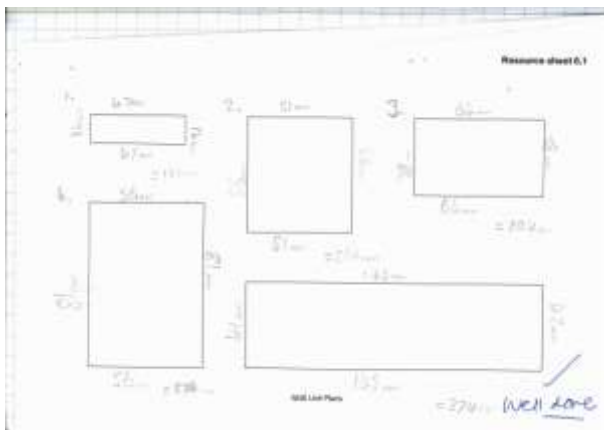
We began this term by focussing on addition methods so we are confident to choose a method appropriate to the task we are set.

We have added using number lines and then transferred this to a vertical method.

This was useful later in the term when we looked at ways of doubling and halving numbers




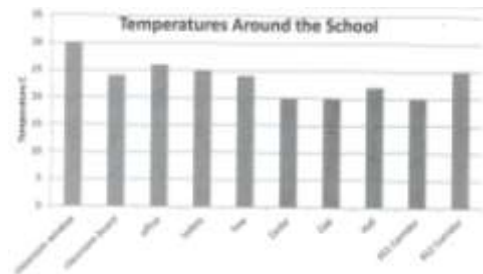
It was also useful when we needed to add to calculate the perimeter of shapes.



Temperature Investigations

In science this term we have been learning about what causes changes in temperature and how we can influence this. We began by finding out which were the warmest and coldest places in school. To do this we had to use the thermometers accurately and keep tables of results. We then used an Excel spreadsheet to create graphs of our findings

wednesday 20th october
 Near our classroom window was the hottest place in school.
 The coldest places in school, were cedar oak and the west corridor were all 20°C our classroom was warm that day because the sun was shining in through the window the rest of the classroom was in shade and its often colder because they have their outside shut open - especially in rain.



name	1 min	2 min	3 min
middle field	17°C	14°C	9°C
story chair	4°C	3°C	4°C
top of adventure	6°C	6°C	5°C
Bottom of field woods	3°C	4°C	7°C
canary garden	10°C	10°C	10°C

Our final task was to design and make a cover to insulate a container of water. We had learned about insulators and conductors and this activity challenged us to demonstrate we could use this knowledge in a practical activity



A mystery unfolds

We returned to our classroom one afternoon to find an old, worn-out suitcase. It had been blocking the corridor so Mrs Robson had brought it in to us.



We set about trying to think who the suitcase might have belonged to and what it was doing in our school.

Eventually we decided we would have to look inside the suitcase and hoped there would be some clues to help us!



A bit of impressive detective work and the mystery was solved; the suitcase belonged to a Mr Howard Carter.
(this isn't him!!)

Mr Carter came in to school to collect his suitcase so we took the opportunity of asking him **some questions.....** he looks strangely familiar we thought!!

He had a trowel for digging and uncovering things

He was an archaeologist and he worked with Lord Carnarvon. Lord Carnarvon paid for the exploration in Egypt. Howard Carter was the expert and led the exploration.

Howard Carter was with an Egyptian boy when he uncovered the steps to the tomb of Tutankhamen.

They waited until Lord Carnarvon arrived before they opened the door into the tomb.

Sadly Lord Carnarvon died from an infected mosquito bite soon after the discovery was made.



Ancient Egypt



We made mummies with our mummies (and daddies!!) at our parent workshop this term. It was a messy business but the results were fantastic

We began with a short presentation to parents about the process of mummification and then it was down to work.



Tin foil, kitchen roll and lots of glue was needed along with creativity and patience!

Our finished sarcophagus containing the mummies were placed in burial chambers decorated with spells.

Once the mummies were done we drew spells in hieroglyphics, for our burial chambers



We were fascinated by all the different Gods that the Ancient Egyptians worshipped.

Musee
Bes La
garden
Cairo
Egypt
1000bc

Dear Sir/Madam

I am writing to apply for the job of Bes.

I have relevant qualifications in To Entertain and keep people within.

I would like this job because I am funny, good at pulling faces and I know lots of little parts.

I have read the job description and what I think that I should be Bes.

I am good entertainer and making people laugh.

This job would be good for me because I am good with wine, I am funny and good at pulling faces.

yours faithfully

Reuben Welch



Bes

Appearance:

- Dwarf with lion and human features
- Dwarf wearing the skin of a lion

Bes was the protector of pregnant women, newborn babies and the family.

The ancient Egyptians also believed that Bes protected against snake and scorpion bites.

Job description

Job title: God of the family
 Responsibilities: To look after pregnant women, newborn babies and the family.
 Protect them from evil spirits, and gods and animals.
 Qualifications: To entertain and keep them entertained of the home. Help them in bad times.
 Skills: protection, love, help, using and keep them safe.
 Duties: Help the family in whatever way they need out of danger. If people wonder or kill he will stop them.
 • Give them a happy living, love and care for them.
 • Look good and collect water to let them work.

We wrote job descriptions for some of the Gods and then we had to apply for the job we thought we best suited!! We had to think carefully about the features of each genre of writing and how to set our work out on the page.

god Anubis bull head
Cairo

Friday 1st July
3000 BC

Dear sir or madam

I am writing to apply for the job of the sky and I have the right qualifications for the job because I'm already good at swallowing big things and I have a lightning bolt and I got my pilot's license. I am strong, powerful and I used to work as a pilot at flybe it was well cool. I can stretch really far because I work as a gymnast so I'm really strong and I fight back back evil spirits. I can protect the earth I am right for the job

yours faithfully

Lucy Nut

Cairo
Sky street
godarium house
CA6534C

Friday 26th November
3000 BC

Dear sir/madam

I am writing to apply for the job of the Sky. I am suitable for this job because I am strong, stretchy, bumpy, brave, my secret color is blue. I can stay up standing time, I can fly and I can see holes and I can see good at seeing big things as I would have to know the way. I have a pilot's license and I love the sky. I have grown your son yours faithfully Eliseptan.



Nut

Appearance:

- Woman whose body arched across the sky, wearing a dress decorated with stars.

Nut was the sky-goddess, whose body created a vault or canopy over the earth.

Nut was the sister-wife of Geb, the god of the earth. She was also the mother of Isis, Osiris, Nephthys and Anubis.

The ancient Egyptians believed that at the end of the day, Nut swallowed the sun-god, Ra, and gave birth to him again the next morning.

Job description

Job title: Goddess of the sky
 Responsibilities: to provide a shelter over the earth, to protect the earth
 Qualifications: pilot license

Skills: she has to be strong, powerful, she has to be able to eat the sun, swallow it, so he can be reborn.
 Duties: • she has to swallow the god Ra and give birth to him the next morning.
 • she has to keep a star shelter over the earth and to keep a star shelter over the earth at night and to let the sun and moon through. she has to make sure that she father Osiris, Nephthys and Isis. she has to make the earth alive and to make the stars shine, and stars • she has to make the sky it was.

Medstead School

